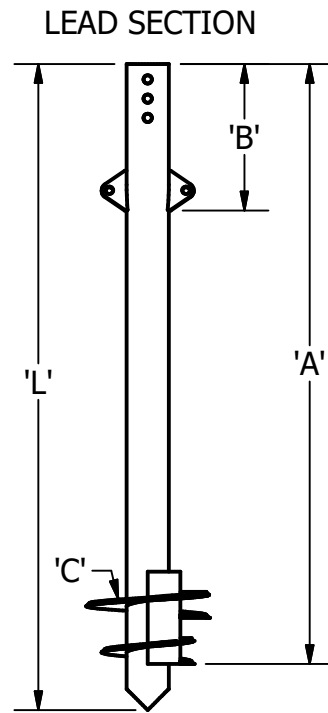
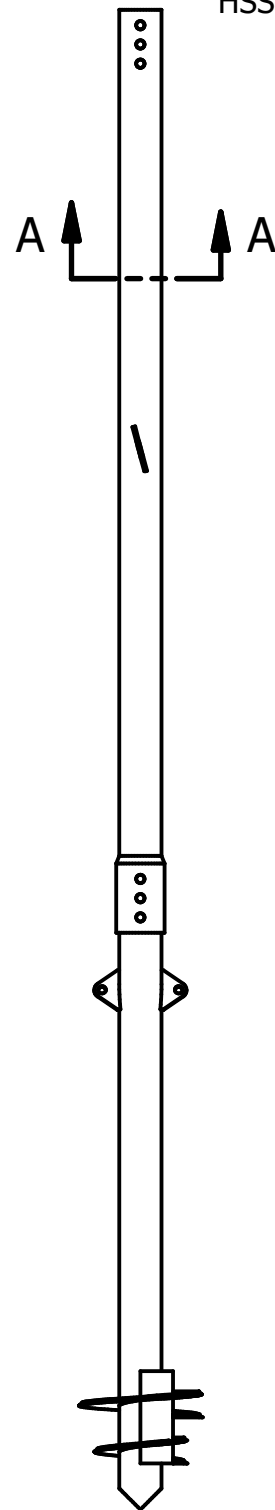
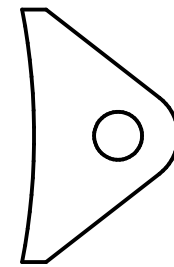
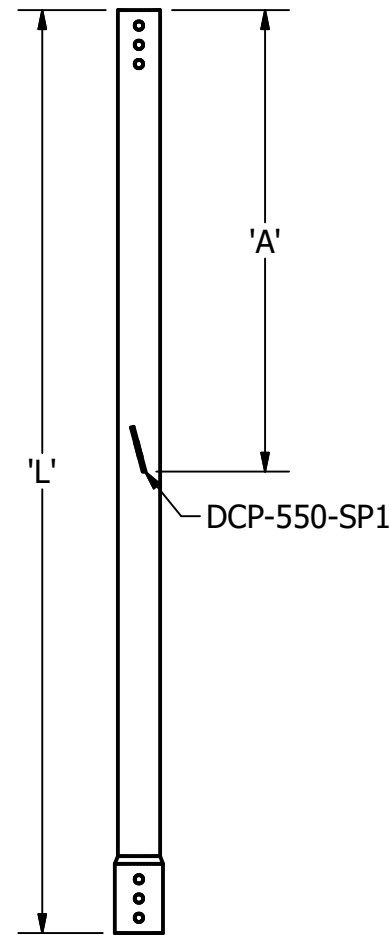


DRIVECAST™

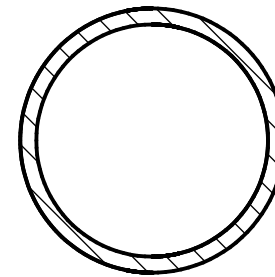
HSS 5 INCH SCH80 (5.56" x 0.375")



EXTENSION SECTION



DCP-550-SP1



SECTION A-A

** NOTES **

1. FINISH: AS ROLLED (MILL)
2. LEAD AND EXTENSION SECTION LENGTHS AND HELIX SPACING ARE NOMINAL
3. PIPE SHAFT MATERIAL PER ASTM A500 GRADE B MIN YIELD 65KSI.
4. HELIX MATERIAL LOW CARBON STEEL MEETING THE GENEREAL REQUIREMENTS OF ASTM A572
5. HELICES 1/2" EACH.
6. COUPLING BOLTS: 1"Ø X 7.5" LONG HEX HEAD PER SAE J429 GRADE 8
7. MANUFACTURER TO HAVE IN EFFECT INDUSTRY RECOGNIZED WRITTEN QUALITY CONTROL FOR ALL MATERIALS AND MANUFACTURING PROCESSES
8. ALL WELDING TO BE DONE BY WELDERS CERTIFIED UNDER SECTION 5 OF THE AWS CODE D1.1
9. PADDLE EXTENDS FROM PERIMETER OF HSS TO OUTER EDGE OF LOWER/SMALLER HELIX.
EXAMPLE: 12/16 = HELICES Ø12 AND Ø16 INCH. PADDLE SWEEPS Ø12 INCH

DESCRIPTION	IMPERIAL	METRIC
SHAFT SIZE, OD	5.5 in	139.7 mm
SHAFT SIZE, ID*	4.83 in	122.7 mm
MOMENT OF INERTIA (I)*	18.2 in ⁴	757.7 cm ⁴
SHAFT AREA (A)*	5.44 in ²	35.1 cm ²
SECTION MODULUS (SX-X)*	6.63 in ³	108.6 cm ³

* COMPUTED WITH 93% OF WALL THICKNESS PER AISC 360-10, B4.2

PART #	DESCRIPTION	'L'	'A'	'B'	'C'
DCF-550-120 12-16	LEAD, 5.56" x 0.375", 12/16 X 10FT, NG, SP, DC	120	90	30	12/16
DCF-550-84 12-16	LEAD, 5.56" x 0.375", 12/16 X 7FT, NG, SP, DC	84	78	24	12/16
DCF-550-60 12-16	LEAD, 5.56" x 0.375", 12/16 X 5 FT, NG, SP, DC	60	54		12/16
DCX-550-120	EXTENSION, 5.56" x 0.375", 10FT, NG, SP, DC	120	60		
DCX-550-84	EXTENSION, 5.56" x 0.375", 7FT, NG, SP, DC	84	42		
DCX-550-60	EXTENSION, 5.56" x 0.375", 5FT, NG, SP, DC	60	30		
DCX-550-42	EXTENSION, 5.56" x 0.375", 3.5FT, NG, SP, DC	42	21		
DCX-550-36	EXTENSION, 5.56" x 0.375", 3FT, NG, SP, DC	36	18		

<p>CONFIDENTIAL: THIS DRAWING AND ITS CONTENTS ARE CONFIDENTIAL AND THE EXCLUSIVE PROPERTY OF EARTH CONTACT PRODUCTS, LLC. NO PUBLICATION, DISTRIBUTION, OR COPIES MAY BE MADE WITHOUT THE WRITTEN CONSENT OF ECP. ALL RIGHTS RESERVED UNDER THE COPYRIGHT LAWS.</p>	Earth Contact Products		
	TITLE DRIVECAST™ DCF-550 / DCX-550, STACKED PADDLE		
SIZE A	CAT / PART / ASSY NO. SEE CHART	DWG NO. SD-DCX-550	REV C
DO NOT SCALE THIS DRAWING	DRN BY GDR	DATE 4/9/24	SHEET 1 OF 1